

Speedsignal Patchlead



Pin numbers in the connector




Example of Alpine patch lead




Example of Kenwood patch lead


Radio brand	Resistor loop value	Pin2	Pin7	Pin8	Connector type
Alpine	0 ohms no resistor	Black / base	Red / mid ring	White / tip	3.5mm jack
Clarion	1.5K ohms	Black / base	Red / mid ring	White / tip	3.5mm jack
JVC	2.9K ohms	Not connected	Not connected	Single wire	Single wire
JVC	2.9K ohms	Black / base	Red / mid ring	White / tip	3.5mm jack
Kenwood	2.2K resistor	Not connected	Not connected	Single wire	Single wire
Pioneer	No loop loop not connected	Black / base	White / tip	Red / mid ring	3.5mm jack
Sony	24K ohms	Black / base	White / tip	Red / mid ring	3.5mm jack




Alpine
Green loop pins 4 and 12
3.5mm jack lead
White pin 8
Red pin 7
Black pin 2




Clarion
Yellow loop pins 4 and 12
3.5mm jack lead
White pin 8
Red pin 7
Black pin 2




JVC
Red loop pins 4 and 12
3.5mm jack lead
White pin 8
Red pin 7
Black pin 2



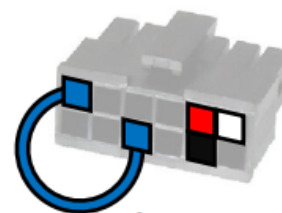
JVC
Red loop pins 4 and 12
Single wire
Blue single wire pin 8



Kenwood
White loop pins 4 and 12
Single wire
Blue single wire pin 8



Pioneer
No loop
3.5mm jack lead
Red pin 8
White pin 7
Black pin 2



Sony
Blue loop pins 4 and 12
3.5mm jack lead
Red pin 8
White pin 7
Black pin 2

